



University of California
San Francisco

Preparing For the UCSF AAALAC Site Visit: October 15 – 18, 2018

QUIZ TIME !

Your name:

Your PI or Department:

Quiz #1: Colored cards, tags and stickers on Rodent Cages – Match the color to its meaning or meanings

KEY

A) Pink

B) Green

C) Red

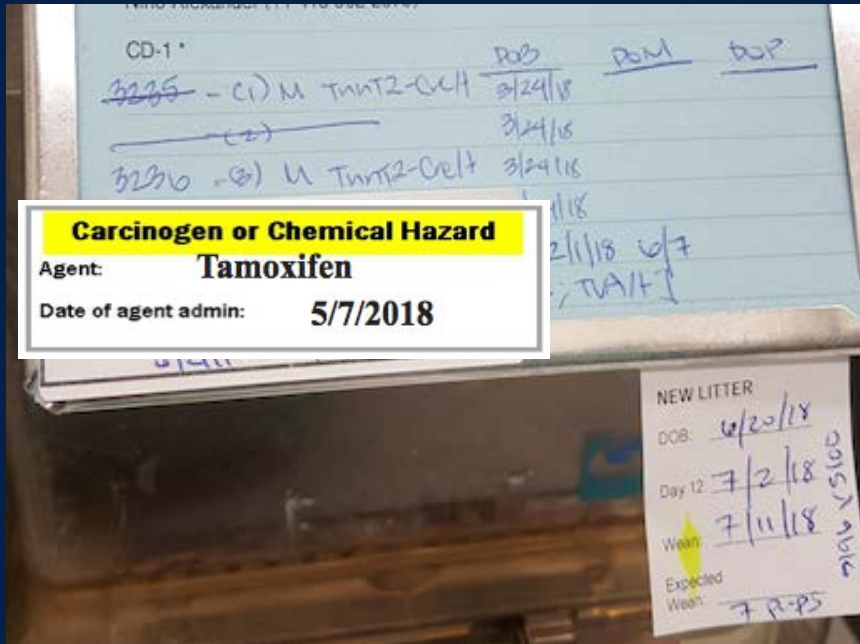
D) Yellow

E) White

1. **New litter – with wean date**
2. **Sick animal**
3. **Surgery**
4. **Mouse or Rat lives alone**
5. **Biohazardous agent**
6. **Veterinary treatment card**
7. **Chemical hazard**

Quiz #2: The LARC Animal Technician decides this cage needs to be changed.

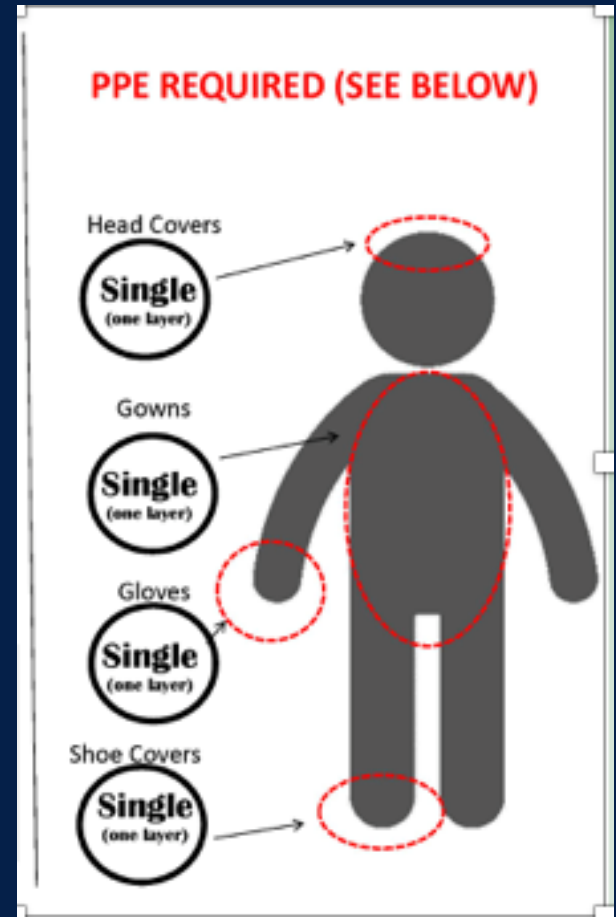
What should the technician do?



- A. Wait until the Biohazard tag is gone before working with these mice.
- B. Page the veterinarian to open the labeled cage.
- C. Contact the lab members to change the cage.
- D. Nothing. Biohazard cages must never be opened while the label is on.

Quiz #3: What must I wear???

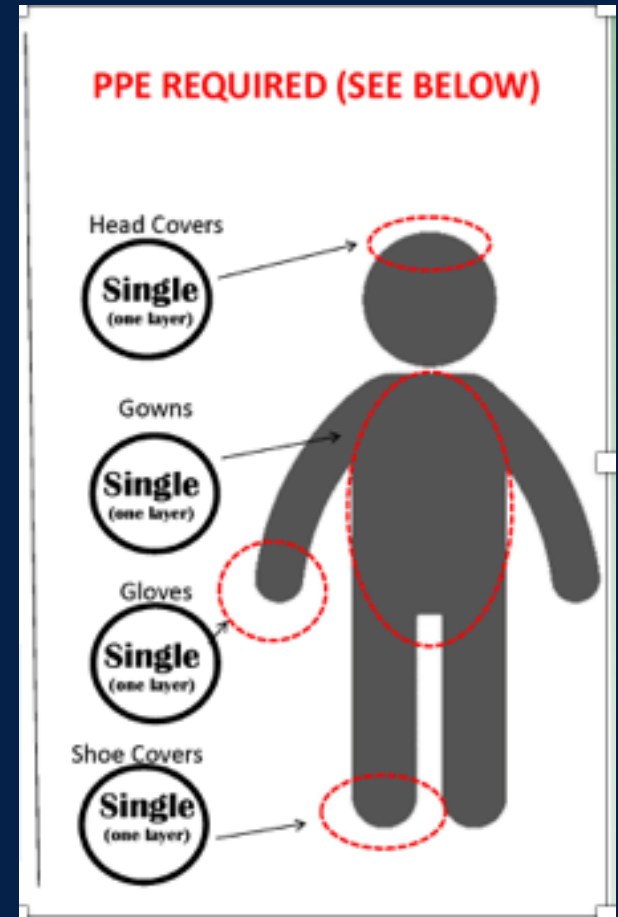
3A: **True or False:** I must wear what the sign on the door says to wear



Quiz #3: What must I wear???

3B: What does this sign tell you to wear?

- A. Head cover, laser eyewear, gown, gloves, and shoe covers
- B. Head cover, gown, gloves, and shoe covers
- C. Head cover, surgery mask, gown, gloves, and shoe covers
- D. Gown and gloves



Quiz #4: Avoid exposure to animal allergens – even if you are not allergic

All of the following items or actions limit the spread and exposure of allergens EXCEPT for:

- A. A cheap dust mask from Amazon
- B. A true respirator, after a fit test with EH&S
- C. Using a HEPA-filtered vacuum cleaner for animal fur clippings
- D. Changing soiled cages in a change station with the blower ON
- E. Reporting your animal and other allergies on your animal Medical Health Surveillance (MHS) questionnaire

Quiz #5: One of these rooms is almost ready for a mouse surgery; choose the room:



A. This nice clean uncluttered room

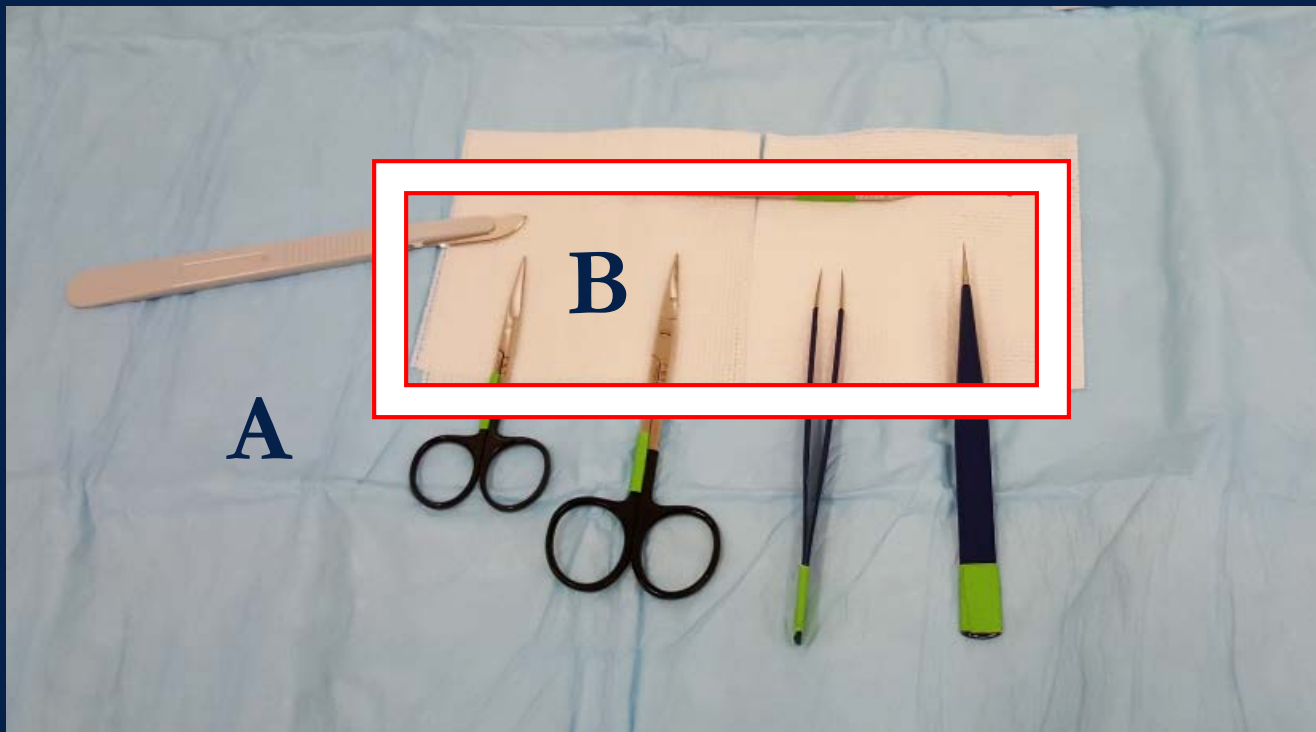


B. This horrible messy room

Quiz #6: “Tips-only” rodent sterile surgery

Instrument tips are sterile, and can come in contact with animal tissue; handles are not sterile.

Quiz: What can you touch with non-sterile gloves?



Quiz #7: What are your analgesic commitments?

Protocol Section I says a mouse who has surgery get these analgesics:

<u>Mouse: Analgesics</u>			
<u>Agent</u>	<u>Dose Range (mg/kg)</u>	<u>Route</u>	<u>Frequency / Total Duration</u>
0.5% Lidocaine and/or 0.25% Bupivacaine	Not to exceed 7 - 8	Local infiltration at surgical site	Once at time of procedure
Buprenorphine (sustained release)	1.5 mg/kg	SQ	<u>once</u> at time of procedure
Meloxicam	5 - 10	SC or IP or PO	<u>Once</u> at time of procedure and <u>second dose</u> the next morning

Each mouse gets a total of:

- A. 2 doses of buprenorphine and 2 doses of meloxicam
- B. 1 dose of buprenorphine, meloxicam only if surgeon wants to
- C. 1 dose of buprenorphine and 2 doses of meloxicam
- D. 2 doses of buprenorphine and 1 dose of meloxicam

Quiz #8: Pain Management after surgery

Your **protocol** calls for pain medication on the morning after surgery for all animals, but your animal looks pretty good, just a little **squinting**:



You should:

- A. Discontinue pain medications immediately and document it
- B. Call a veterinarian immediately
- C. Follow your protocol: administer medication & document
- D. Discontinue “day after” pain medication for all animals on protocol

Quiz #9: Rodent Anesthesia and Surgery – Human health and safety.

MATCH the hazard (left) to recommended ways to minimize it (right)

- 1) Isoflurane exposure when you open the induction chamber to take the mouse out.
 - 2) Needle stick to your finger
 - 3) Isoflurane exposure while animal is in nosecone mask
 - 4) Splash to eye while injecting viral vectors or other hazardous agents
- A. Wear eye protection (goggles) when handling hazardous liquids
 - B. Use a nosecone that fits the mouse, and weigh the charcoal canister at the start of every surgery session
 - C. Induce anesthesia in a fume hood, or flush isoflurane from the induction chamber
 - D. Do not recap needles for disposal!!

Quiz #10: Who are you going to call?

- 1) I want to report an Animal Welfare Concern.
- 2) My fish is sick and it's Saturday night! I need a vet now!
- 3) Ouch! I got a needle stick! The mouse bit me!
- 4) I want to do some pilot studies today and my PI forgot to put them in the protocol.
- 5) I want to wear a respirator.

Office of Environment,
Health and Safety

[Home](#) > Respiratory Protection Program

A

UCSF EXPOSURE HOTLINE

BLOOD & HAZARDOUS BODY FLUID EXPOSURES

TO REPORT ALL ON-THE-JOB
NEEDLESTICKS, LACERATIONS & SPLASHES

CALL 353-7842 (STIC)

AVAILABLE 24 HOURS EVERY DAY

TO OBTAIN TREATMENT, COUNSELING,
TESTING AND INFORMATION

D

On-Call Vet:
415/502-8687

B

UCSF Office of Ethics
and Compliance
Institutional Animal
Care and Use Program

E

[UCSF - IACUC](#) ▾ [Protocol Submission](#) ▾
[Policies, Guidelines, Standard Procedures](#) ▾

[Home](#) > [UCSF - IACUC](#) > [Contacts](#)

C

ANIMAL CARE AND USE CONCERNS

If you have a concern regarding the immediate welfare of animals,
promptly contact one of the following:

- IACUC Office & Chair
Phone: 415-476-2197; Fax: 415-502-7991; Box 0547
Email: iacuc@ucsf.edu
- LARC On-Call Veterinarian/ Attending Veterinarian
Phone: 415-502-8687; Box 0564